



































Riley Hospital for Children at IU Health Map
















- A Riley Hospital Main Entrance**
Main entrance for inpatients and guests
705 Riley Hospital Drive
Indianapolis, IN 46202
- B Riley Outpatient Center (ROC) Entrance**
Main entrance for outpatients
575 Riley Hospital Drive
Indianapolis, IN 46202
- C Vendor Delivery Entrance**
702 Barnhill Drive
Indianapolis, IN 46202
- D Emergency Department Entrance**

- Patient Valet Parking
- Entry
- Accessible to People with Disabilities
- Restrooms
- Information Desk
- Gift Shop
- Food and Dining
- Green Main Elevators
- Orange Elevators
- Red Elevators
- Resource Center Elevators
- Blue Elevators
- Kiwanis Elevators
- Glass Elevators
- ROC Elevators
- Parking Garage Elevators
































GENERAL LOCATIONS

LOCATION	NEAREST ELEVATOR	FLOOR
Administration Offices	 Glass	2
Admitting/Inpatient Registration	 Green Main	1
Ambulatory Administration (Riley Outpatient Center – ROC)	 ROC	3
Auditorium	 ROC	LL
Café – The Patio	 Kiwanis	1
Cafeteria	 Glass	1
Chapel	 Resource	1
Cheer Guild	 Resource	4
Children's Clinical Research Center	 Orange	2
Children's Special Health Care Services Office	 Orange	1
Emergency	 Red/Blue	1
Family Education Classrooms	 Resource	1
Gift Shop – Over the Rainbow/Safety Store	 ROC	1
Gift Shop – Cheerful Sunrise	 Green Main	1
Gift Shop – Raggedy Man	 Glass	1
Information Desk (Atrium Lobby)	 Glass	1
Information Desk (Main Lobby)	 Green Main	1
Information Desk (Riley Outpatient Center (ROC))	 ROC	1
Library (Edward A. Block Family Library)	 Resource	1
Main Lobby	 Green Main	1
Meiks Conference Center	 Red/Blue	5
Nature's Table	 Glass	1
Optical Shop	 ROC	3
Orthotics (AOI)	 ROC	1
Outpatient Pharmacy	 ROC	1
Pastoral Care	 Resource	4
Pediatric Chairman's Office	 Red/Blue	5
People Mover	 Glass	1
Ronald McDonald House	 Resource	1
Ruth Lilly Learning Center	 ROC	LL
Safety Store (in Over the Rainbow Gift Shop)	 ROC	1
Social Work	 Resource	3
Surgery Waiting	 Red/Blue	2
Volunteer Office	 Resource	4

















OUTPATIENT AND THERAPY AREAS

LOCATION	NEAREST ELEVATOR	FLOOR
Adolescent Medicine/GYN (MSA 2)	 ROC	2
Apheresis Center	 Green Main	6
Audiology Speech Pathology	 Red/Blue	B
Autism Treatment Center	 ROC	4
Behavioral Pediatrics	 Red/Blue	5
Blood Drawing	 Orange	1
Cardiac Catheterization Lab	 Green Main	2
Cardiology (MSA 2)	 ROC	2
Cardiopulmonary Center	 ROC	2
Cardiovascular Surgery (MSA 2)	 ROC	2
Cast, Brace Shop & Wheelchair Fitting	 ROC	1
Cerebral Palsy CP (MSA 1)	 ROC	1
Child & Adolescent Psychiatry	 ROC	4

OUTPATIENT AND THERAPY AREAS

LOCATION	NEAREST ELEVATOR	FLOOR
Child Development	 Red/Blue	5
Christian Sarkine Autism Treatment Center	 ROC	4
Day Surgery	 Green Main	2
Dental MSA	 ROC	3
Dermatology (MSA 2)	 ROC	2
Developmental Pediatrics (MSA 1)	 Kiwanis	1
EEG	 Orange	1
ENT MSA/Hearing/Speech	 ROC	2
Endocrine (MSA 3)	 ROC	3
Gastroenterology (MSA 2)	 ROC	2
General Pediatrics (MSA 1)	 ROC	1
Hematology/Oncology MSA	 Kiwanis	3
Infectious Disease (MSA 3)	 ROC	3
Kidney MSA/Dialysis	 ROC	1
Medical Genetics (MSA 3)	 ROC	3
Metabolism (MSA 3)	 ROC	3
MRI	 Green Main	1
Neurology MSA	 ROC	1
Occupational Therapy	 Red/Blue	4
Ophthalmology MSA	 ROC	3
Orthopedics (MSA 1)	 Kiwanis	1
Outpatient Registration	 ROC	1
Outpatient Surgery Center	 ROC	LL
Physical Therapy	 Red/Blue	4
Pulmonary MSA	 ROC	2
Radiology (X-ray/CT/Ultrasound/IR)	 Kiwanis	1
Rehab Therapies	 ROC	1
Renal	 ROC	1
Rheumatology (MSA 3)	 ROC	3
Surgery MSA	 ROC	2
Urology MSA	 ROC	1

PATIENT UNIT LOCATIONS

LOCATION	NEAREST ELEVATOR	FLOOR
Burn Unit and Burn Clinic	 Green Main	5E
Cardiovascular Intensive Care Unit (CVICU)	 Green Main	3E
Heart Center	 Green Main	3W
Hematology/Oncology Unit	 Green Main	5W
Infant Intensive Care Unit	 Green Main	8E
Newborn Intensive Care Unit (NICU)	 Green Main	4
Pediatric Intensive Care Unit (PICU)	 Green Main	3E
Pediatric Intensive Care Unit (PICU)	 Green Main	7E
Rehab	 Glass	4
Simon Family Tower 7 West	 Green Main	7
Simon Family Tower 8 East	 Green Main	8
Simon Family Tower 8 West	 Green Main	8
Simon Family Tower 9 East	 Green Main	9
Simon Family Tower 9 West	 Green Main	9
Sleep Disorders Center	 Red/Blue	3
Stem Cell Unit	 Green Main	5E